

THAT LITTLE EXTRA

Shorai premium – R32

→ Highlights

Upper mid-range with IAQ filter & ionizer
A++ for cooling & heating – 3D airflow (22 and 24)
Comfort infrared remote control included – WiFi ready



Comfort high-wall unit of the upper mid-range with a plasma air filter system and top-class operating features. For use with 1:1 single outdoor unit or in combination with other indoor units on a 2- to 5-room multi outdoor unit.

→ Product Advantages

- Excellent energy efficiency (A+ to A++)
- Colored, dimmable LED displays
- Draft-free comfort due to 3D air distribution
- Eco operating mode
- Low GWP refrigerant R32
- Air used as energy source during heating operation
- Compact outdoor and indoor units
- "Quiet" whisper mode for indoor units

→ Clean ambient air

- Washable dust filter that covers the entire heat exchanger
- "Dustless coil" coating of the heat exchanger fins
- Self-cleaning function dries the heat exchanger after operation
- Optional active carbon-catechin filter strips (art.818F0023)
- IAQ filter
- Plasma filter with ionizer





















→ Easy operation

- Comfort infrared remote control included
- WiFi ready
- Optional app control via smartphone or tablet
- Weekly timer with 4 freely programmable settings per day
- 28 time programs per week
- Automatic mode
- Hi Power
- Quiet and silent modes
- Louver swing & fix
- 3D airflow with 6 air flow patterns (22 and 24)
- ECO operating mode
- Comfort sleep
- 8°C frost protection function
- Hi Power operating mode
- Pure/plasma filter
- Power select
- Quiet function
- Automatic restart after power blackout

→ WiFi special features

- All indoor units & groups on/off control
- All indoor units & groups weekly timer
- All indoor units & groups setting
- Indoor temperature display
- Outdoor temperature display
- Child lock

Shorai premium – R32 / SET

Indoor unit	RAS-18J2KVRG-E		
Outdoor unit	RAS-18J2AVRG-E		
Cooling capacity	kW		5,00
Cooling range (min.-max.)	kW		1,24 - 6,00
Heating capacity	kW		6,00
Heating range (min.-max.)	kW		0,88 - 6,50
Energy efficiency EER	W/W		3,52
Energy efficiency COP	W/W		3,75
Energy efficiency SEER			7,30
Energy efficiency SCOP			4,40
Power supply	V/Ph+N/Hz		220-240/1/50
Recommended fusing	A		13
Power consumption (min./nom./max.)	kW		0,23/1,42/2,00
Power consumption (min./nom./max.)	kW		0,16/1,60/1,75
Annual electricity consumption	kWh/a		240
Annual electricity consumption	kWh/a		1368
Sound pressure level (low/med/high)	dB(A)		49
Sound pressure level (low/med/high)	dB(A)		50
Sound power level	dB(A)		64
Sound power level	dB(A)		65
Compressor type			Twin-Rotary
Suction gas pipe diameter	mm (inch)		12,7 (1/2)
Liquid pipe diameter	mm (inch)		6,3 (1/4)
Energy efficiency class			A++
Energy efficiency class			A+
Pdesign h	kW		4,30
Pdesign c	kW		5,00
Outdoor temperature operating range (min.-max.)	°C		-15/+46
Outdoor temperature operating range (min.-max.)	°C		-15/+24
Outdoor unit power supply	V/Ph+N/Hz		220-240/1/50

Indoor unit	RAS-18J2KVRG-E		
Capacity code	HP		1,8
Dimensions (HxWxD)	mm		320 x 1050 x 250
Weight	kg		15
Airflow	m ³ /h		499 - 950
Sound pressure level (low/med/high)	dB(A)		26/-/44
Sound pressure level (low/med/high)	dB(A)		26/-/44
Sound power level	dB(A)		59
Sound power level	dB(A)		59
Condensate pipe diameter	mm		VP13

Shorai premium – R32 / SET

Outdoor unit		RAS-18J2AVRG-E	
Added refrigerant charge	g/m		20
Current consumption (max.)	A		9,3
Refrigerant			R32
Refrigerant charge	kg		1,10
CO2 equivalent	t		0,743
Power supply	V/Ph+N/Hz		220-240/1/50
Recommended fusing	A		13
Dimensions (HxWxD)	mm		550 x 780 x 290
Weight	kg		34
Airflow	m ³ /h		1914
Sound pressure level (low/med/high)	dB(A)	❄️	49
Sound pressure level (low/med/high)	dB(A)	🔥	50
Sound power level	dB(A)	❄️	64
Sound power level	dB(A)	🔥	65
Compressor type			Twin-Rotary
Suction gas pipe diameter	mm (inch)		12,7 (1/2)
Liquid pipe diameter	mm (inch)		6,3 (1/4)
Pipe length (max.)	m		20
Pipe length (min.)	m		2
Pre-charged up to	m		15
Height difference (max.)	m		12
Outdoor temperature operating range (min.-max.)	°C	❄️	-15/+46
Outdoor temperature operating range (min.-max.)	°C	🔥	-15/+24

❄️ Cooling 🔥 Heating

The measuring conditions for this product can be found at <http://www.toshiba-klima.at/en/measuring-conditions.html>



Energy Label: Energy label **A+ to A+++**, indicates the power consumption and energy efficiency class.



HI POWER: Particularly strong airflow for quickly reaching the requested temperature.



ErP Ecodesign: All criteria of **ECODESIGN**-guideline are fulfilled and confirm highest system efficiency.



Auto diagnostic: Check of system for flawless operation.



Hybrid inverter control: Smooth capacity regulation.



Eco Mode: Energy saving function.



Rotary compressor: Reliability and high efficiency.



Quiet Mode: Particularly low noise level - whispering mode.



Twin rotary compressor: Long-lasting, smoothly running and highest efficiency.



Comfort Sleep: Gradual increase of temperature by 2 °C until morning.



R410A: Used refrigerant: R410A.



Power Selection: Capacity regulation and therefore power savings of up to 25, 50 or 75%.



R32: Used refrigerant: R32.



Floor Mode: Natural floor warming effect for greater comfort.



Wifi ready: Optional control of the system via a smartphone.



Preset Mode: Activates individual settings at the touch of a button.



KNX: Optional KNX bus connection.



One Touch Mode: Fully automatic operation adapted to your needs.



Dust filter: Washable filter against coarse contamination.



Timer: Individual programming of on-/off times.



IAQ filter: Fine mesh filter with natural substances.



Off Timer: Shutdown of the unit at chosen times (30 min to 12 h).



Active carbon-catechin filter: Cleansing filter with enzymes from green tea.



Week Timer: Up to four settings per day and seven per week.



Plasma filter: Pure Mode: Electrostatic filter system.



Automatic Restart: After a power blackout.



Air ionizer: Negative ions cover polluted particles in the air. Dust, pollen and smoke are neutralized.



8 °C frost protection function: Frost protection for uninhabited rooms.



Self-cleaning function: Usage of condensate water for cleaning.



Louver: Flexible setting of louvers.



Auto Mode: Automatic selection between cooling and heating.



3D Airflow: 6 different airflow patterns in all directions.